

# new supplier evaluation schematic



## operational evaluation – monthly

## supplier review meeting once / year

KPI	Transfer Rule	Weight	Rating Transfer Rule	Supplier Rating
0-km ppm	% exceedance of target (0–100%) → Score 100–1	35%	100–86 <b>A</b> 73–85 <b>B</b> 1–72 <b>C</b>	<b>A, B or C</b>
No. of Incidents (0-km and field)	According table in ACS → Score 100–1	15%		
Adherence to quantity stipulations	According table in ACS → Score 100–1	25%		
Adherence to delivery dates	According table in ACS → Score 100–1	25%		

plant 1

KPI	Transfer Rule	Weight	Rating Transfer Rule	Supplier Rating
0-km ppm	% exceedance of target (0–100%) → Score 100–1	35%	100–86 <b>A</b> 73–85 <b>B</b> 1–72 <b>C</b>	<b>A, B or C</b>
No. of Incidents (0-km and field)	According table in ACS → Score 100–1	15%		
Adherence to quantity stipulations	According table in ACS → Score 100–1	25%		
Adherence to delivery dates	According table in ACS → Score 100–1	25%		

plant 2

KPI	Transfer Rule	Weight	Rating Transfer Rule	Supplier Rating
0-km ppm	% exceedance of target (0–100%) → Score 100–1	35%	100–86 <b>A</b> 73–85 <b>B</b> 1–72 <b>C</b>	<b>A, B or C</b>
No. of Incidents (0-km and field)	According table in ACS → Score 100–1	15%		
Adherence to quantity stipulations	According table in ACS → Score 100–1	25%		
Adherence to delivery dates	According table in ACS → Score 100–1	25%		

plant n

department	KPIs	
Quality	fevercurve for KPIs consolidated over all BUs	
Logistics	fevercurve for KPIs consolidated over all BUs	
R & D	fevercurve for KPIs consolidated over all BUs	
Purchasing	fevercurve for KPIs consolidated over all BUs	

# new supplier evaluation schematic



## operational evaluation – monthly

- specific rating location

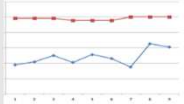
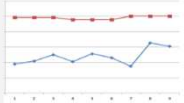
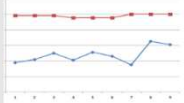
KPI	Transfer Rule	Weight	Rating Transfer Rule	Supplier Rating
0-km ppm *	% exceedance of target (0 – 100%) → Score 100 - 1	35%	100 – 86 <b>A</b> 60 – 85 <b>B</b> 1 – 59 <b>C</b>	<b>A, B or C</b>
No. of incidents (0-km) **	According table in ACS → Score 100 – 1	15%		
Adherence to quantity stipulations	According table in ACS → Score 100 – 1	25%		
Adherence to delivery dates	According table in ACS → Score 100 – 1	25%		
special Status customer notification OEM and Eberspächer for quick response to supplier → general standardized supplier <b>escalation process</b> (all rating departments - including Purchasing and R&D – specific argumentation)				quick response to supplier!!! downgrading in case of escalation ( <b>downgrading to C</b> )

\* deliverybase will be average of last 6 month

\*\* target will be referenced on last 6 month rolling to get reasonable target due to low numbers

# new supplier evaluation schematic

## supplier review meeting – once a year

department	KPIs	
Quality	fevercurve for KPIs (softfacts /Hardfacts) For each BUs	
Logistics	fevercurve for KPIs (softfacts /Hardfacts) For each BUs	
R & D	fevercurve for KPIs (softfacts) For each BUs	
Purchasing	fevercurve for KPIs (softfacts) For each BUs	